

Measuring, Size Charts and Garment Care



How To Use The Circumference Measuring Chart

- Take measurements on bare skin. Be sure the tape lays flat and is snug without creating any indentations.
- Keep the area relaxed when taking measurements.
- Use the cloth measuring tape and measure, in centimeters, the circumference of each point noted in the size chart for the garment.
- Compare the circumference measurements to the chart.

How To Use The Height/Weight Ratio Table

1. Find the height on the left side of the table.
2. Find the weight on the top of the table.
3. Follow to the point where your height and weight intersect. This is the proper size.

** If you are between sizes we recommend first trying the larger size.

Garment Replacement

Solidea compression wear should be replaced every three to six months, depending on wear, to ensure consistent compression levels.

Garment Care

For best results, hand wash using a mild, fragrance free detergent and lay flat to dry. Do not wring. Garments can be machine washed in a lingerie bag in warm or cold water on the delicate cycle and dried at a low temperature setting. Do not use laundry additives.

Color Options & Ordering

Visit solidiamedical.com for garment color options and easy ordering.

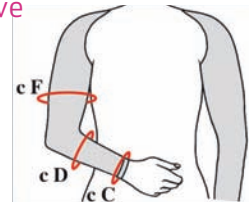
Returns & Exchanges

Product may be returned within 30 days of the purchase and receive an exchange, credit or full refund (excluding shipping). Purchaser must contact info@solidiamedical.com and obtain a Return Authorization (RA) number. This number must be clearly visible on the outside of the box to ensure the account is credited properly.

Active Massage™ Arm Sleeve

CIRCUMFERENCE (cm)

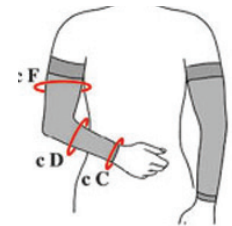
	S	M	L
c C	13-16	16-19	19-22
c D	20-24	24-28	28-32
c F	22-30	30-37	36-43



Active Massage™ Arm Bands

CIRCUMFERENCE (cm)

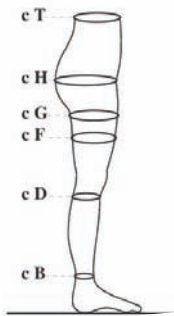
	S	M	L	XL
c C	13-15	16-18	19-21	22-24
c D	19-23	23-27	26-30	30-34
c F	22-30	30-37	36-43	42-49



Active Massage™ Long & Body Lipo

CIRCUMFERENCE (cm)

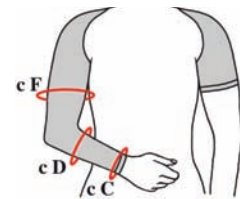
	S	M	ML	L	XL	XXL
c T	65-80	70-85	75-90	80-95	85-100	90-110
c H	80-95	85-100	90-110	95-120	100-130	105-140
c G	50-57	53-60	56-63	60-67	64-71	68-75
c F	44-51	47-54	50-57	54-61	56-65	60-69
c D	29-34	32-37	35-40	38-43	41-46	44-49
c B	19-21	20-22	22-24	23-25	25-28	26-30



Arm Care Sleeve

CIRCUMFERENCE (cm)

	S	M	L	XL
c C	13-16	16-19	19-22	21-23
c D	20-24	24-28	28-32	32-36
c F	22-30	30-37	36-43	42-49



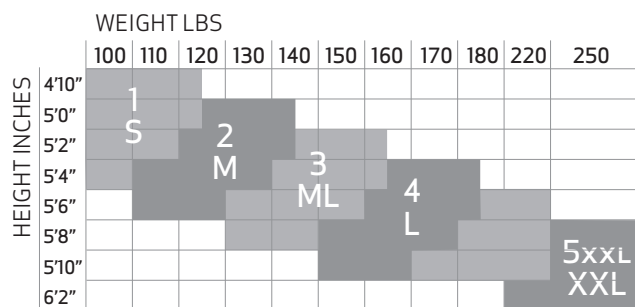
Active Massage™ Gauntlet

CIRCUMFERENCE (cm)

	S	M	L	XL
a	15-18	18-21	21-24	24-28



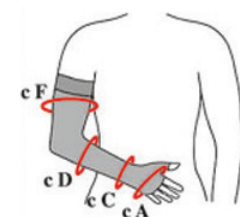
Lower Body Height/Weight



Travel Sleeve w. Gauntlet

CIRCUMFERENCE (cm)

	S	M	L	XL
c A	16-20	17-21	18-22	19-23
c C	13-15	16-18	19-21	22-24
c D	19-23	23-27	26-30	30-34
c F	22-30	30-37	36-43	42-49

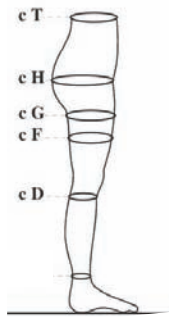


Size Charts

Active Massage™ Corsaro

CIRCUMFERENCE (cm)

	S	M	ML	L	XL	XXL
c T	65-80	70-85	75-90	80-95	85-100	90-110
c H	80-95	85-100	90-110	95-120	100-130	105-140
c G	50-57	53-60	56-63	60-67	64-71	68-75
c F	44-51	47-54	50-57	54-61	56-65	60-69
c D	29-34	32-37	35-40	38-43	41-46	44-49



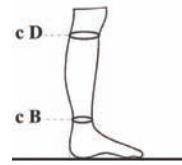
Active Massage™ Energy Knee High Socks

CIRCUMFERENCE (cm)

	S	M	L	XL	XXL
c D	29-34	32-37	38-43	41-46	44-49
c B	19-21	20-22	23-25	25-28	26-30

SHOE SIZE

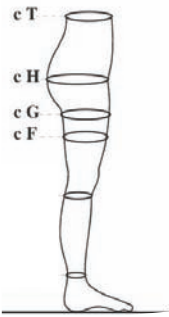
	S	M	L	XL	XXL
Women	5-7	7 ^{1/2} -9	9 ^{1/2} -11 ^{1/2}	12-13 ^{1/2}	14-15 ^{1/2}
Men	3 ^{1/2} -5 ^{1/2}	6-7 ^{1/2}	8-9 ^{1/2}	10-12	12 ^{1/2} -14 ^{1/2}



Active Massage™ Strong

CIRCUMFERENCE (cm)

	S	M	ML	L	XL	XXL
c T	65-80	70-85	75-90	80-95	85-100	90-110
c H	80-95	85-100	90-110	95-120	100-130	105-140
c G	50-57	53-60	56-63	60-67	64-71	68-75
c F	44-51	47-54	50-57	54-61	56-65	60-69



Active Massage™ Speedy & Power Socks

CIRCUMFERENCE (cm)

	S	M	L	XL	XXL
c B	19-21	20-22	23-25	25-28	26-30

SHOE SIZE

	S	M	L	XL	XXL
Women	5-7	7 ^{1/2} -9	9 ^{1/2} -11 ^{1/2}	12-13 ^{1/2}	14-15 ^{1/2}
Men	3 ^{1/2} -5 ^{1/2}	6-7 ^{1/2}	8-9 ^{1/2}	10-12	12 ^{1/2} -14 ^{1/2}



Active Massage™ Calf Sleeves

CIRCUMFERENCE (cm)

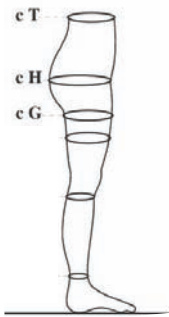
SIZE	S	M	L	XL
c D	30-34	34-38	38-42	42-46
c B	18-21	21-24	24-27	27-31



Active Massage™ Short & Highwaist Short

CIRCUMFERENCE (cm)

	S	M	ML	L	XL	XXL
c T	65-80	70-85	75-90	80-95	85-100	90-110
c H	80-95	85-100	90-110	95-120	100-130	105-140
c G	50-57	53-60	56-63	60-67	64-71	68-75



Active Massage™ No Embol

CIRCUMFERENCE (cm)

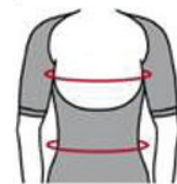
SIZE	S	M	L
c D	34-37	38-41	42-47
c B	20-23	24-26	27-30



Active Massage™ Top

CIRCUMFERENCE (cm)

	S	M	L
waist	59-67	64-72	70-78
bust	72-80	79-87	86-94



Active Massage™ Men's Uomo

	S	M	L	XL	XXL
HIP (cm)	85-93	90-98	92-101	95-103	100-110
WEIGHT (lbs)	105-136	136-158	158-180	180-202	202-253

Active Massage™ Abdominal Band

CIRCUMFERENCE (cm)

cm	S	M	ML	XL	XXL
	54-64	65-87	88-105	106-140	141-175

