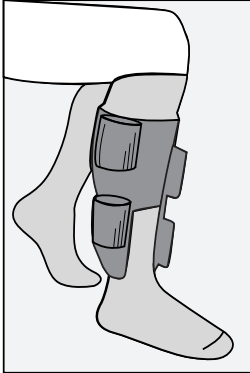
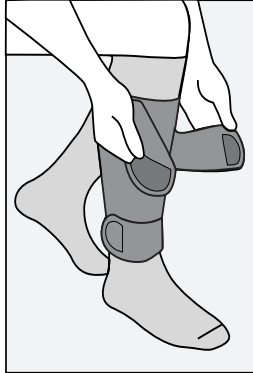


EASY, ACCURATE COMPRESSION WITH ACCUTAB™

Applying an ACCUTAB™



1) Begin seated with the knee and ankle bent 90 degrees and the straps rolled back and fixed to the sides of the garment.

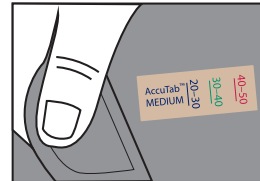


2) Gently lay the straps in place without stretching the fabric.



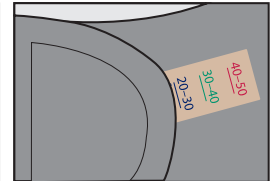
3) Attach an ACCUTAB at the end of each strap.

Be sure to extend each ACCUTAB straight from the end of each strap. The alternating straps of the garment will result in every other ACCUTAB looking "upside-down", so keep the numbers side farthest from the garment strap. Each ACCUTAB should be parallel to the floor when standing.

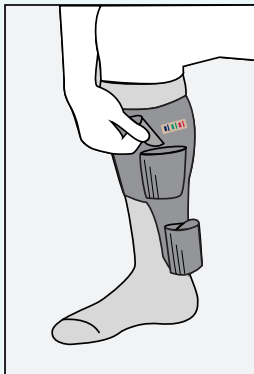


4) Pull each strap to the prescribed dosage indicated by the lines on the ACCUTAB.

Each strap must be pulled to the same compression line (e.g. do not pull some straps to 20–30mmHg and others to 30–40mmHg).



Watch a video showing how to apply ACCUTAB devices to your SIGVARIS COMPREFLEX garment:
bit.ly/SIGACCUTAB



Reapplying an ACCUTAB™

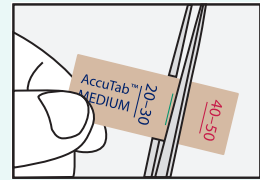
Once an ACCUTAB is in its correct place, you can leave it on the garment for extended wear. Each ACCUTAB will indicate correct compression for as long as the garment is worn (up to 12 hours), provided that the garment or the tabs are not removed.

If you need to reapply an ACCUTAB, wait at least 12 hours so the garment can resume its original shape.

If the garment has not been worn for an extended period time, each ACCUTAB will need to be reapplied.

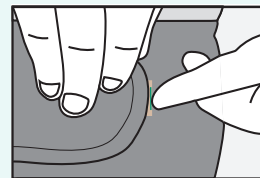
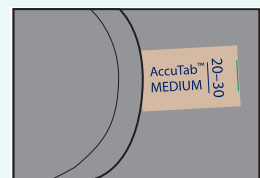
Care Instructions

When the garment is laundered, each ACCUTAB should be removed. If an ACCUTAB must be cleaned, it should be gently washed with hand soap or mild detergent (no bleach) and warm water. Air drying is best. Failure to follow these care instructions may cause irreparable damage, requiring the ACCUTAB to be replaced.



Trimming an ACCUTAB™

An ACCUTAB can be trimmed precisely at one of the pressure indication lines so the targeted compression range can be easily located by touch.



Learn more about SIGVARIS and our products:
sigvarisusa.com

Caution: The ACCUTAB is meant to be used only with a SIGVARIS COMPREFLEX BK, COMPREFLEX LITE, or COMPREFLEX NF inelastic compression garment and is not meant to be used to measure foot compression. Please see their respective packaging for indications, contraindications, and cautions.

Your prescribing provider should you of the prescribed compression level that is most appropriate for you. Immediately remove the garment and consult your prescribing provider if you experience numbness, tingling, discoloration, pain, or any other adverse symptoms anywhere in your leg or foot. **Questions: 1.866.931.0876**

ACCUTAB has been rigorously tested according to established guidelines in the International Compression Club Consensus documents (1,2). Testing was conducted using PicoPress®, which is recognized for its high accuracy and reproducibility (3).

(1) Partsch, Hugo, et al. "Measurement of lower leg compression in vivo: recommendations for the performance of measurements of interface pressure and stiffness." *Dermatologic Surgery* 32.2 (2006): 224-233. (2) <http://www.tagungsmanagement.org/comp/index.php/icc-consensus> (3) Mosti, Giovanni, and Susanna Rossari. "The importance of measuring sub bandage pressure and presentation of new measuring device." *Acta Vulnol* 6 (2008): 31-36.