



**Admiral**  
**BENCH SCALES**

Featuring **190 STORM**  
**weight indicator**



**WASH**  
**DOWN**

**Designed for the Food**  
**Processing Industry**

**Heavy-Duty**  
**Base for**  
**High-Usage Durability**



# Integral Carrying Handle Expedites Transport

When you need to transport the Admiral, its built-in carrying handle comes in "handy."



Simply lift and move!

## Interlocking Commodity Tray

Lift-off stainless steel tray for easy cleaning. Fastens securely in place for transport.



**DETECTO's Admiral** series of wash-down stainless steel bench scales are designed with the operator in mind. The stable weight display is positioned at the optimum viewing height and out of the way of the product being weighed. The display tilt feature allows the display to be positioned just right for each operator. Add to this the rugged heavy-duty scale base construction designed for high-volume food processing applications and flow-through column that prevents the accumulation of debris and water in the weighing area and you have an unbeatable combination.

But it doesn't stop there. The Admiral's integral carrying handle located on the back of the display column makes it easy to move the scale to other locations and the unique interlocking stainless steel commodity tray fastens securely to the scale base for use but can easily be removed without the use of tools for cleaning. The clear bright display takes the guess work out of the weighing process making the Admiral bench scale the standard of the industry.

Comfortable display height

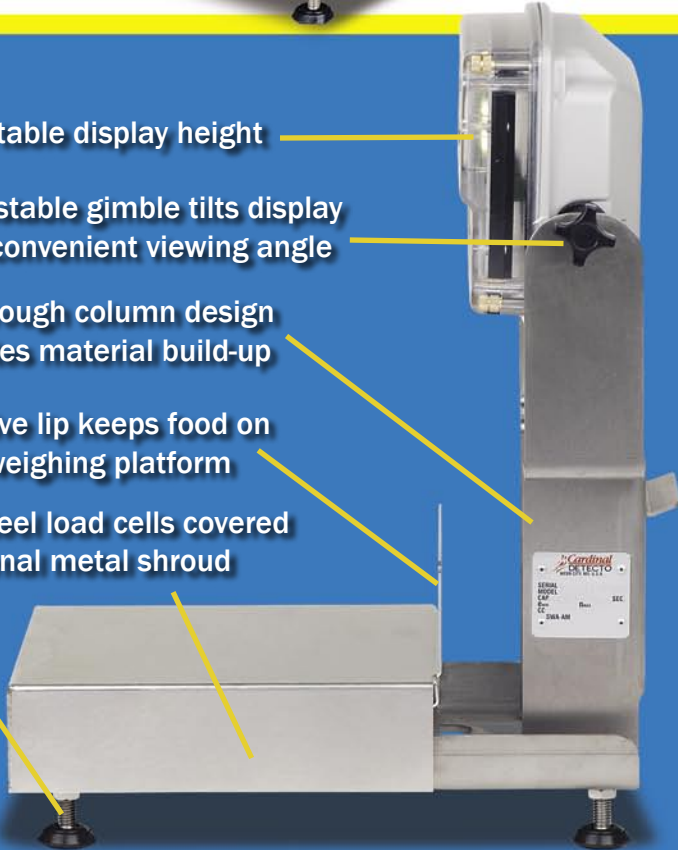
Adjustable gimble tilts display for convenient viewing angle

Flowthrough column design alleviates material build-up

Protective lip keeps food on the weighing platform

Stainless steel load cells covered by internal metal shroud

Adjustable feet



Cardinal  
DETECTO  
SERIAL  
MODEL  
CAP  
Tare  
EC  
Tare  
SEC  
1000 AM

## ULTRA-TOUGH CONSTRUCTION



The weight display's water-tight, tough, polycarbonate enclosure allows operation in the harshest environments while the Admiral bench scale's stainless steel construction ensures long-lasting durability.

**OVER**

92 lb  
G

**ACCEPT**

90 lb  
G

**UNDER**

88 lb  
G

## COLORZONE CHECKWEIGHING

The Admiral's vivid display changes color automatically as pre-assigned target weights are reached during checkweighing. You know immediately when you've hit the acceptable weight range with the ColorZONE feature.

## CAPACITIVE TOUCH KEYS



The Admiral's keypad senses the operator's finger from inside the enclosure, thus eliminating the need for any opening in the front of the IP69K-rated indicator. A red status LED for each key signals to the operator that their touch has been received. There are no moving parts to wear out or exposed electronics in the scale's indicator.



# Admiral BENCH SCALES

- Large 1-Inch-High Clearly-Visible LCD
- Heavy Steel Base
- Push Button Tare
- Label Printing
- Washdown
- Built-in RS232 Serial Port



**WASH  
DOWN**

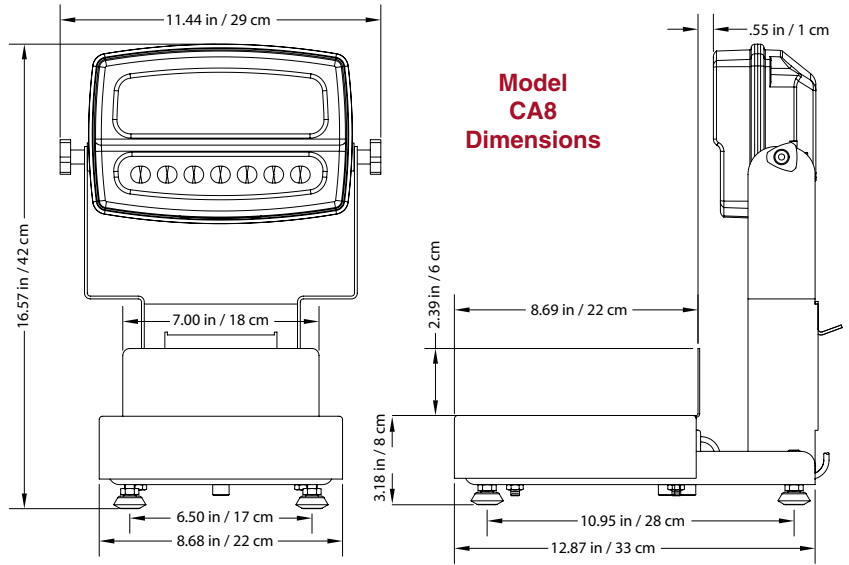


# Admiral BENCH SCALES

MODEL	CAPACITY	INDICATOR
CA8-15KG-190	15 kg x 0.001 kg	190 STORM
CA8-30-190	30 lb x 0.002 lb	190 STORM

Shipping Weight: 28 lb / 13 kg

Load Cell: Model TSSP20KG stainless steel

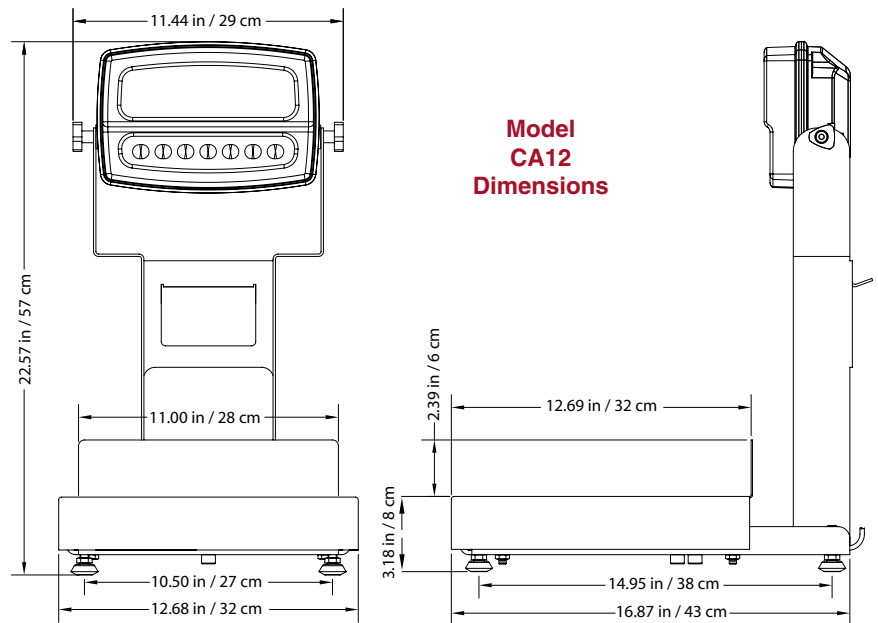


# Admiral BENCH SCALES

MODEL	CAPACITY	INDICATOR
CA12-60KG-190	60 kg x 0.02 kg	190 STORM
CA12-120-190	120 lb x 0.05 lb	190 STORM

Shipping Weight: 40 lb / 18 kg

Load Cell: Model TSSP75KG stainless steel



**Model 190 Indicator**  
AC Power (shown left)  
Comes standard

Both the 190 and 190DC may utilize an optional rechargeable Lithium Ion battery.

**Model 190DC Indicator**  
DC Power (shown left)

Optional DC Power Supply

<b>Power Requirements:</b>	100 to 240 VAC (50/60 Hz) at 0.4A Max.
<b>Enclosure Type</b>	Indicator: IP69K-rated polycarbonate Scale Base: Stainless steel
<b>Operating Temperature:</b>	14 to 104 °F (-10 to +40 °C)
<b>Display:</b>	Six digit, seven segment, 1.0-inch/25-mm high backlit LCD
<b>Transducer Excitation:</b>	5.18 VDC
<b>Signal Input Range:</b>	0.5 mV min. to 40 mV max. (with dead load boost)
<b>Tare Capacity:</b>	Scale capacity
<b>Sample Rate:</b>	1 to 100 samples per second, selectable
<b>Keypad:</b>	Color coded capacitive touch type, 7 keys
<b>Standard I/O:</b>	(1) bi-directional RS232

DETECTO reserves the right to improve, enhance or modify features and specifications without prior notice. All registered trademarks are the property of their respective owners.

**DETECTO**  
A Division of Cardinal Scale Manufacturing Co.  
203 E. Daugherty, Webb City, MO 64870 USA  
Ph: 417-673-4631 or 1-800-641-2008 Fax: 417-673-5001  
www.Detecto.com

**SOLD BY:**

